

# MOVING TO SECONDARY

Activities to do with your family over the transition to Stepney All Saints School

**Part 2: Getting to know you**



**STEPNEY ALL SAINTS**

— LEARN - PRAY - ACHIEVE —

# AUTOBIOGRAPHY



## We want to know all about you!

When you join us at Stepney All Saints in September, you will have a form tutor and a head of year. Both of these people really want to know all about you.

We want you to put together an autobiography (a booklet about you). This activity will let you talk and think about what you would like your new form teacher to know about you! It also helps you to think positively about yourself which is important when you are about to start a new school.

Prizes are on offer for the best written autobiography!

---

So, here is what you need to do:

### Title Page

On this page write the title of your autobiography.

Include the following information; When it was written, by whom it was written and the name of your school.

### Dedication Page

It is common for authors to dedicate their book to people who are important in their lives. Write who you are dedicating the book to and why you have chosen them.


### Page 1: Me

Put a favourite picture of yourself on this page. If you cannot find a photograph draw a picture of yourself.



### Page 2: All about me

Tell us your life history. Include when you were born, where you have lived, any exciting or unusual things that have happened to you. Where you go to school, where you worship, what



clubs you belong to and what things you like to do. (this may be spread over more than one page)



### **Page 3: Family Portrait**

Include a picture of your family or you may draw a picture of them.

### **Page 4: The Family**

Include information about your family. Names, when they were born, if they work and what they do. If you have any pets, you can also share information about them.



### **Page 5: I feel best when**

Write about the times when you feel best. Decorate this page in some way.

### **Page 6: I feel worst when**

Write about the times when you feel worst. Decorate this page in some way.



### **Page 7: I wish I could**

Write a paragraph about a wish you have. Explain why this is important to you.

### **Page 8: Family fun**

Write about some of the things you like to do with your family.

### **Page 9: My school**

Write about the school you currently attend. If you can, attach a photograph or include a drawing.



### **Page 10: My best teachers**

Write about some of your teachers and why you liked them.

### **Page 11: Teacher trouble**

Make a list of the things that teachers do that you do not like or that upset you.

## Page 12: Happy school

In what ways did you behave to make your teachers happy.



## Page 13: Teacher trauma

List the things that you sometimes do that upset your teachers.

## Page 14: Me having fun

Include a photograph or picture of you doing something that you enjoy or are good at.



## Page 15: What I've learned

List some of the things that you have learned recently in school.

## Page 16: My friends

On this page write about your friends. Tell us who they are and why you like them.



## Page 17: I feel good when

Write a paragraph to finish this phrase.



## Page 18: This is silly

Write a list of the things that you think are silly or don't like.



## Page 19: My favourite thing is

This can be a person, object or activity. Explain why it is important to you.




# RECOMMENDATIONS

Now ask members of your family, your friends and even your Year 6 teacher to 'recommend' you to your new school. They can tell you or write some things which they think are positive or special about you - what you're like or what you're good at.

Write their quote in the speech bubbles below and who said them.

**FAMILY**



**FRIENDS / TEACHERS**

