



*Sir John Cass Red Coat*

**YEAR 7  
SETTLING IN  
EVENING**

Tuesday 8th October



# Sir John Cass & Red Coat

Sir John Cass's Foundation & Red Coat CofE  
Secondary School and Sixth Form

[www.sjcr.net](http://www.sjcr.net)



**We will achieve excellence and inspire generations the Cass Way.**



**The Cass Way**

*“Do to others as  
you would have  
them do to you.”*

Luke 6:31

- **WE LEARN TOGETHER**

- We value education, community and equality

- **WE PRAY TOGETHER**

- We value reflection, faith and peace

- **WE ACHIEVE TOGETHER**

- We value success, hard work and opportunity



# Paul Woods

## Headteacher



# English

## Ms A. Higgins



# **English at SJCR**

**Heads of Department:**

**Mr Knight**

**Ms Harewood**

**2iC (in charge of KS3):**

**Ms Higgins**

**Literacy Lead:**

**Mr Paige**

# English at SJCR

Students will be assigned to English sets from the half term holiday onwards.

Setting according to ability allows us to provide:

- ✓ Appropriate levels of stretch and challenge
  - ✓ Appropriate levels of support and attention
  - ✓ Suitable pace and scaffolding of learning
- 
- Curriculum coverage is essentially the same
  - Access to assessment is the same (no tiering in English at GCSE anymore)
  - Assessments for each unit and a synoptic assessment at the end of the spring term

# Year 7 English Curriculum

## Autumn Term

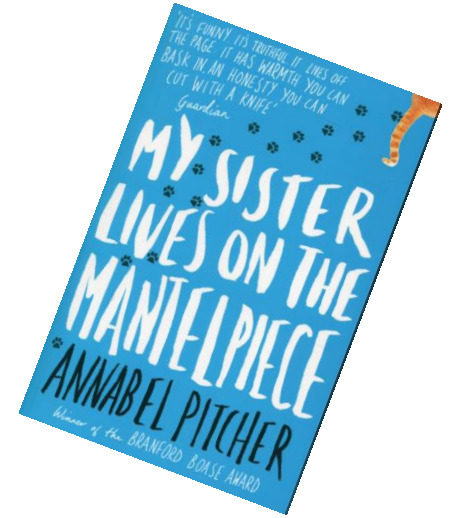
- Autobiographical Anecdotes
- Investigating Enigmatic Short Stories
- The Island Project
- *Mean to be Free*

## Spring Term

- War Poetry
- *My Sister Lives on the Mantelpiece* by Annabel Pitcher

## Summer Term

- *A Midsummer Night's Dream* by William Shakespeare
- *Private Peaceful* by Michael Morpurgo





**English Curriculum**

**Independent Reading  
English Lessons**

**The SJCR Library**



**Accelerated Reader**

**Whole School Literacy Initiatives**

**Reading at Home**

# Improving literacy as SJCR

## Key ways you can help:

- Let your child choose what to read, rather than choosing what you think they should read.
- Encourage your child to read magazines, comics and newspapers as well as books.
- Talk to your child about books or magazines you have not enjoyed, as well as things you love.
- Limit screen time on computers, tablets and mobile devices and set aside time in the evening to read.
- **Target your child to read at least 30 minutes a day at home**

# Maths

**Ms M. Anjum**

**KS3 co-ordinator**



# What do Year 7 learn in Maths?



- Number, Algebra, Statistics, Geometry
- 7 hours of Maths lessons every two weeks
- Focus on problem solving, literacy and oracy
- Deep understanding through strong foundational knowledge
- Building resilience through boosting confidence

# Maths Homework at SJCR



Students are given two online homeworks every week.

One homework consolidates current learning in lessons.

The second homework recaps previous topics to ensure revision is regular and frequent.

EEDI gives a class analysis to each teacher. Teachers use this information to cover questions that the class struggled with and recap topics which may need revisiting.

Students are also given reviews of their completed work. EEDI explains how the question should have been answered, what they did wrong, and will provide a video for the student to revisit the topic.

# Student Homework Review on EEDI

Students choose an answer from A, B, C, D. They are required to give an explanation for their answer when they do their homework

EEDI explains how to answer the question correctly

The screenshot shows the EEDI interface for reviewing homework. At the top, it says "Review Answers" and "Save & Exit". Below that is a progress bar with numbers 1 through 7, where 2 is highlighted. The main area shows "Your answer" with a red box containing "B" and the text "4 multiplied by 6 equals 24". Below this, it says "C is the correct answer". The question is "Factorise fully  $24a - 16$ ". There are four options: A:  $12(2a - 4)$ , B:  $4(6a - 4)$ , C:  $8(3a - 2)$ , and D:  $6(4a - 3)$ . On the right side, there are three feedback options: "Eedi explanation" (with a play button icon), "Misconception explanation" (with a play button icon), and a video player for "Factorising single brackets" by Oxford University Press. The video player shows a play button and the YouTube logo.

Diagnostic Feedback: EEDI tells the student why their answer was wrong

EEDI provides the student with a video to recap the topic



# Assessments

- Baseline assessment
- End of term tests
- In-class intervention
- End of year exam

- Talk to the student about their work in Maths and create positivity around their learning
- Learn the subject with them
- Encourage them to complete homework early so they can ask for help if they need to
- Communicate with the teacher
- Use websites to consolidate and extend learning: youtube.com ⇒ mrbartonmaths
- Corbettmaths.com, mathsgenie.com

# How can you support their learning?

- Talk to the student about their work in Maths and create positivity around their learning
- Learn the subject with them
- Encourage them to complete homework early so they can ask for help if they need to
- Communicate with the teacher
- Use websites to consolidate and extend learning: youtube.com ⇒ mrbartonmaths
- Corbettmaths.com, mathsgenie.com



# Science

## Ms F. Akther

### KS3 Science Coordinator



# Two courses... designed to work together

KS3

## Exploring Science: Working Scientifically

prepare for GCSE success  
from the start of Year 7

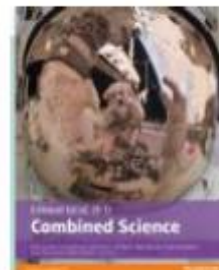
KS4

## Edexcel GCSE (9-1) Combined and single science

build on the skills and  
knowledge introduced at  
KS3 and prepare students  
for their exams



 Pearson




# Curriculum Pathway & Assessments

<b>Biology</b>	<b>Chemistry</b>	<b>Physics</b>
7A Cells, tissues, organs and systems.	7E Mixtures and Separation	7I Energy
7B Reproduction	7F Acids and alkalis	7J Current electricity
7C Muscles and bones	7G The particle model	7K Forces
7D Ecosystems	7H Atoms, elements and molecules	7L Sound
<b>Biology Test</b>	<b>Chemistry Test</b>	<b>Physics Test</b>

# Developing practical skills from KS3


*Exploring Science* outlines key principles of scientific method and practical skills

- early preparation for GCSE Core Practicals




# Developing maths skills from KS3

Maths terminology and concepts for the new GCSEs are introduced from the beginning of Year 7 so students become familiar with these

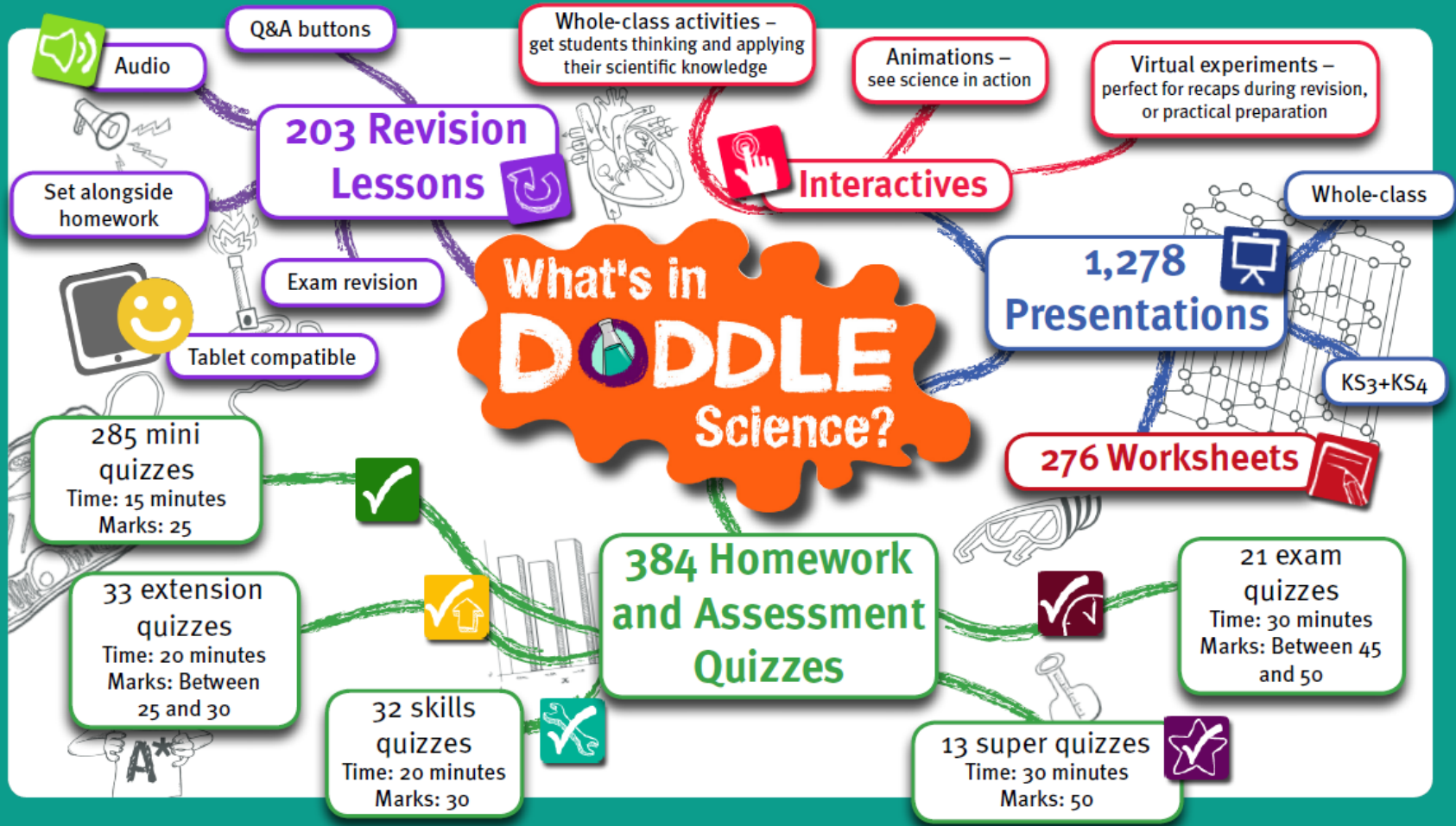


# Developing literacy skills from KS3

Informed by literacy experts, *Exploring Science* helps students gradually build up literacy skills



# ONLINE HOMEWORK/REVISION TOOL



# Enrichment

## Mr S. Malique

### Enrichment coordinator



# ENRICHMENT AT CASS



# CASS ENRICHMENT

SIR JOHN CASS RED COAT SCHOOL



**Autumn  
term  
2019**

#### GET INVOLVED

- Motivation
- Self-confidence
- Community
- Interpersonal skills
- Experience
- Resilience
- Aspiration
- Internationalism

**Pick up the  
autumn term  
clubs leaflet**





# Parent Forum

**Ms. V. Jech**

**Assistant Headteacher**




The next coffee morning is scheduled for 15th October 9.15-11.15am. It is a chance to meet other parents and key members of staff including Mr Woods.

Coffee mornings are held once a half term and cover a range of topics including online safety advice for parents, managing teenage behaviour, mental health and wellbeing. Events are advertised on the school website and social media.

**BUILDING  
RESILIENCE  
WORKSHOP**



# Follow us:



[@SJCRschool](https://twitter.com/SJCRschool)



[/SJCRschool](https://www.facebook.com/SJCRschool)

# Online safety

**Mr N. Jones**

**Assistant Headteacher**



**Online actions  
have offline  
consequences.**

**Be nice. Now.**



[championsagainstabullying.org](http://championsagainstabullying.org)

LG

**S****SAFE**

Keep safe by being careful not to give out personal information – such as your full name, email address, phone number, home address, photos or school name – to people you are chatting with online.

**M****MEETING**

Meeting someone you have only been in touch with online can be dangerous. Only do so with your parents' or carers' permission and even then only when they can be present.

**A****ACCEPTING**

Accepting emails, IM messages, or opening files, pictures or texts from people you don't know or trust can lead to problems – they may contain viruses or nasty messages!

**R****RELIABLE**

Information you find on the internet may not be true, or someone online may be lying about who they are.

**T****TELL**

Tell your parent, carer or a trusted adult if someone or something makes you feel uncomfortable or worried, or if you or someone you know is being bullied online.

**THINK  
U  
KNOW**  
.CO.UK

You can report online abuse to the police at [www.thinkuknow.co.uk](http://www.thinkuknow.co.uk)








S

**SAFE**

Keep safe by being careful not to give out personal information – such as your full name, email address, phone number, home address, photos or school name – to people you are chatting with online.



## Facebook Age Restrictions



Most sites stipulate a minimum user age of 13



**S**

**SAFE**

Keep safe by being careful not to give out personal information – such as your full name, email address, phone number, home address, photos or school name – to people you are chatting with online.

**M**

**MEETING**

Meeting someone you have only been in touch with online can be dangerous. Only do so with your parents' or carers' permission and even then only when they can be present.



**S**

**SAFE**

Keep safe by being careful not to give out personal information – such as your full name, email address, phone number, home address, photos or school name – to people you are chatting with online.



**M**

**MEETING**

Meeting someone you have only been in touch with online can be dangerous. Only do so with your parents' or carers' permission and even then only when they can be present.



**a**

**ACCEPTING**

Accepting emails, IM messages, or opening files, pictures or texts from people you don't know or trust can lead to problems – they may contain viruses or nasty messages!



**S****SAFE**

Keep safe by being careful not to give out personal information – such as your full name, email address, phone number, home address, photos or school name – to people you are chatting with online.

**M****MEETING**

Meeting someone you have only been in touch with online can be dangerous. Only do so with your parents' or carers' permission and even then only when they can be present.

**A****ACCEPTING**

Accepting emails, IM messages, or opening files, pictures or texts from people you don't know or trust can lead to problems – they may contain viruses or nasty messages!

**R****RELIABLE**

Information you find on the internet may not be true, or someone online may be lying about who they are.



**S****SAFE**

Keep safe by being careful not to give out personal information – such as your full name, email address, phone number, home address, photos or school name – to people you are chatting with online.

**M****MEETING**

Meeting someone you have only been in touch with online can be dangerous. Only do so with your parents' or carers' permission and even then only when they can be present.

**A****ACCEPTING**

Accepting emails, IM messages, or opening files, pictures or texts from people you don't know or trust can lead to problems – they may contain viruses or nasty messages!

**R****RELIABLE**

Information you find on the internet may not be true, or someone online may be lying about who they are.

**T****TELL**

Tell your parent, carer or a trusted adult if someone or something makes you feel uncomfortable or worried, or if you or someone you know is being bullied online.

**THINK  
U  
KNOW**  
.CO.UK

You can report online abuse to the police at [www.thinkuknow.co.uk](http://www.thinkuknow.co.uk)





# Sir John Cass's Foundation and Red Coat CofE Secondary School & Sixth Form College

*We will achieve excellence and inspire generations the Cass Way*  
Headteacher: Mr P. Woods

Dear Students,

## **Acceptable Use Policy – Computers, Network, Email and Internet Contract**

This document explains what you should and should not do when using computers in the school, including the school computer network, particularly when sending and receiving email and accessing the Internet.

### **Student Acceptable Use Agreement School Policy**

Digital technologies have become integral to the lives of children and young people, both within and outside school. These technologies are powerful tools, which open up new opportunities for everyone. These technologies can stimulate discussion, promote creativity and promote effective learning. Young people should have an entitlement to safe internet access at all times.

#### **This Acceptable Use Policy is intended to ensure:**

- that young people are responsible users and stay safe while using the internet and other digital technologies for educational, personal and recreational use.
- that school systems and users are protected from accidental or deliberate misuse that could put the security of the systems and users at risk.

The school will try to ensure that students will have good access to digital technologies to enhance their learning and will, in return, expect the students to agree to be responsible users.

#### **Acceptable Use Policy Agreement**

I understand that I must use school ICT systems in a responsible way, to ensure that there is no risk to my safety or to the safety and security of the ICT systems and other users. In addition, as email and the internet can be used to communicate with people outside, it is especially important not to do anything which could damage the reputation of the school.

It is essential to inform a member of staff if you find that someone else is breaking these rules.

#### **For my own personal safety:**

- I understand that all Internet / network usage is logged and that the school may monitor my use of the systems, devices and digital communications in case of any concern.
- I will keep my username and password safe and secure – I will not share it, nor will I try to use any other person's username and password. I understand that I should not write down or store a password where it is possible that someone may steal it. In addition, I will not leave a computer unattended whilst logged on.
- I will be aware of "stranger danger", when I am communicating online.
- I will not disclose or share personal information about myself or others without permission nor within a school context when online, for example on social media. This could include names, addresses, email addresses, telephone numbers, age, gender, educational details such as the name of the school, financial details, etc.
- I will immediately report any unpleasant or inappropriate material or messages or anything that makes me feel uncomfortable when I see it online.

**At the start of the year  
ALL students have to  
sign the school's  
Acceptable Use Policy  
(AUP) which ensures  
online safety when in  
school.**

# ONLINE SAFETY



## Be safe online

If someone or something makes you feel uncomfortable or worried or if you or someone you know is being bullied online:

- TELL AN ADULT YOU TRUST, for example a teacher.
- If you feel in danger, phone 999 to speak to the police.
- If you feel there is no one you can talk to, call Childline.
- You can also make a report to CEOP + they can help you.



CEOP = The Child Exploitation and Online Protection Centre




**Child Exploitation and Online Protection Centre**



**Making every child matter ... everywhere**



# Follow us:



[@SJCRschool](https://twitter.com/SJCRschool)



[/SJCRschool](https://www.facebook.com/SJCRschool)

# Year 7

## Mr S. Uddin

### Head of Year 7



- 7C - S01 (Sixth form)
- 7A - Conference Room
- 7S - S02 (Sixth form)
- 7R - S03 (Sixth form)
- 7E - S04 (Sixth form)
- 7D - G05 (Main block)
- 7T - S05 (Sixth form)



# Sir John Cass & Red Coat

Sir John Cass's Foundation & Red Coat CofE  
Secondary School and Sixth Form

[www.sjcr.net](http://www.sjcr.net)

